







## RESIDENTIAL AC POWERED CONTROLLER COMPARISON CHART

### Growing Better Neighborhoods

Hunter's residential controllers offer simple to advanced automatic watering with an abundance of user-friendly features. Most Hunter controllers can be upgraded to "smart controllers" by adding sensors

						
	X-CORE	X2 WITH WAND*	HC	PRO-HC	PRO-C	HPC
<b>QUICK SPECS</b>						
NUMBER OF STATIONS	2, 4, 6, 8	4, 6, 8, 14	6, 12	6, 12, 24	6, 12, or 4-16	4-16
TYPE*	Fixed	Fixed	Fixed	Fixed	Fixed or Modular	Modular
NUMBER OF PROGRAMS	3	3	36	36	3	36
START TIMES PER PROGRAM	4	4, 6*	6, 36	6, 36	4	6, 36
WARRANTY	2 Years	2 Years	2 Years	2 Years	2 Years	2 Years
<b>FEATURES</b>						
ENCLOSURE TYPE	Plastic Indoor Plastic Outdoor	Plastic Outdoor	Plastic Indoor	Plastic Indoor Plastic Outdoor	Plastic Indoor Plastic Outdoor	Plastic Indoor Plastic Outdoor
TRANSFORMER TYPES	Plug in Outdoor	Plug in Outdoor	Plug in	Plug in Outdoor	Plug in Outdoor	Plug in Outdoor
HUNTER SOLAR SYNC ET SENSOR COMPATIBLE	Yes	No	No	No	Yes	No
HYDRAWISE SOFTWARE COMPATIBLE	No	Yes	Yes	Yes	No	Yes
REMOTE CONTROL COMPATIBLE	Yes (ROAM, ROAMXL)	Yes (Smart Phone, ROAM, ROAMXL)	Yes (Smart Phone)	Yes (Smart Phone)	Yes (ROAM, ROAMXL)	Yes (Smart Phone, Roam, ROAMXL)
FLOW SENSOR COMPATIBLE	No	No	Yes	Yes	No	Yes
RAIN/FREEZE SENSOR COMPATIBLE	Yes	Yes	Yes	Yes	Yes	Yes
NUMBER OF SENSOR INPUTS	1	1	2	2	1	1
MAX STATION RUN TIME (HRS)	4	6 or 24*	24	24	6	24
<b>APPLICATION</b>						
RESIDENTIAL	✓	✓	✓	✓	✓	✓
LIGHT COMMERCIAL				✓	✓	✓

\*FIXED OR MODULAR INDICATES THE CONTROLLERS ABILITY TO EXPAND THE NUMBER OF STATIONS FROM A BASE COUNT.